



ORLANDO REGIONAL  
REALTOR® ASSOCIATION

# Market PULSE™

October 10, 2008

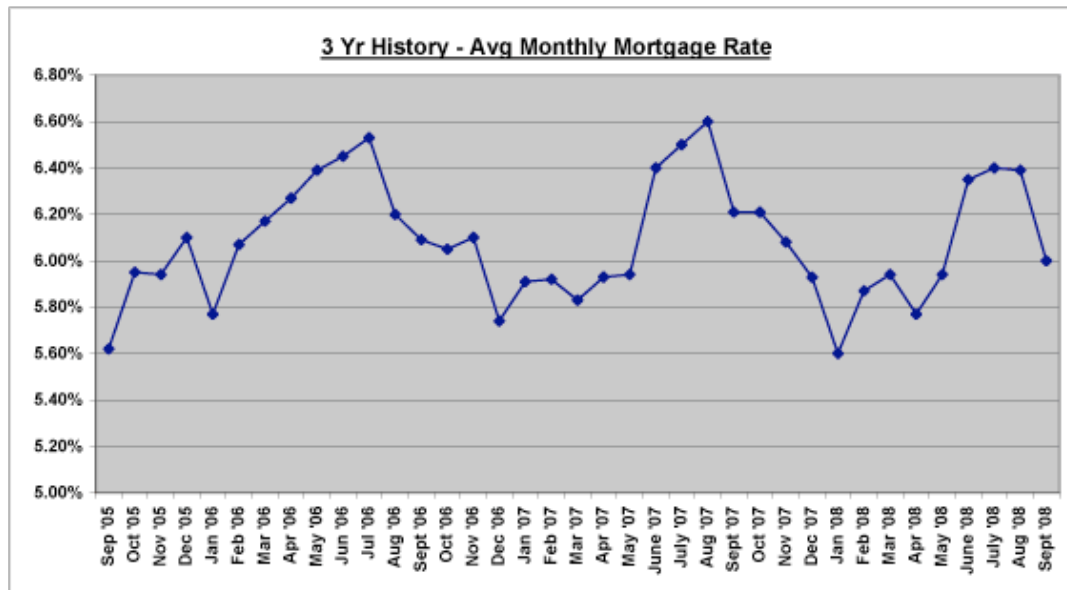
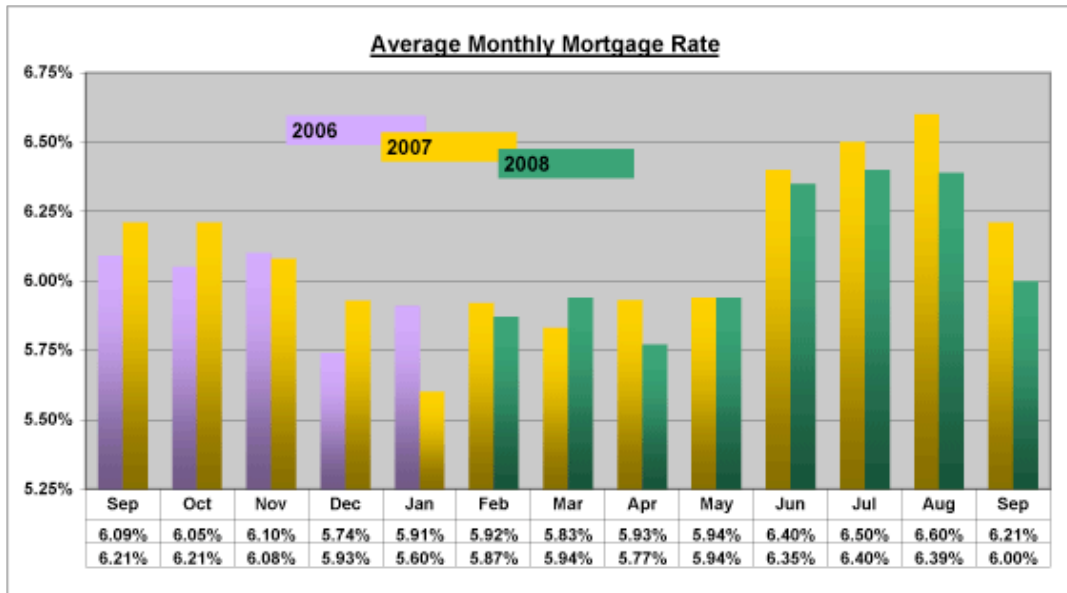
ORRA Originated Sales	Average Mtg. Rate	Inventory	New Listings	New Contracts	Under Contract	Back on the Market	Expired	Withdrawn	Sales Closed	Avg. Days on Market
September 2007	6.21%	26,310	5,000	1,173	2,012	306	2,180	1,953	970*	111*
October 2007	6.21%	26,330	4,958	1,304	1,923	310	1,969	2,181	1,090*	111*
November 2007	6.08%	26,172	3,610	1,193	1,806	238	1,768	1,849	1,029*	114*
December 2007	5.93%	24,298	3,415	1,023	1,559	220	3,157	1,462	1,076*	113*
January 2008	5.60%	25,724	5,474	1,239	1,731	265	1,804	1,805	813*	117*
February 2008	5.87%	25,984	4,811	1,537	2,175	279	1,681	1,778	951*	123*
March 2008	5.94%	25,472	4,398	1,679	2,398	383	1,791	1,704	1,120*	128*
April 2008	5.77%	25,436	4,526	2,012	2,853	422	1,621	1,589	1,231*	120*
May 2008	5.94%	25,015	4,195	2,010	3,225	463	1,579	1,709	1,347*	115*
June 2008	6.35%	24,575	4,189	2,031	3,329	535	1,739	1,685	1,489*	121*
July 2008	6.40%	24,742	4,388	1,947	3,258	566	1,661	1,657	1,472*	116*
August 2008	6.39%	24,834	4,064	1,669	3,220	545	1,697	1,566	1,280*	113*
September 2008	6.00%	24,690	4,099	1,908	3,256	594	1,683	1,578	1,335	113

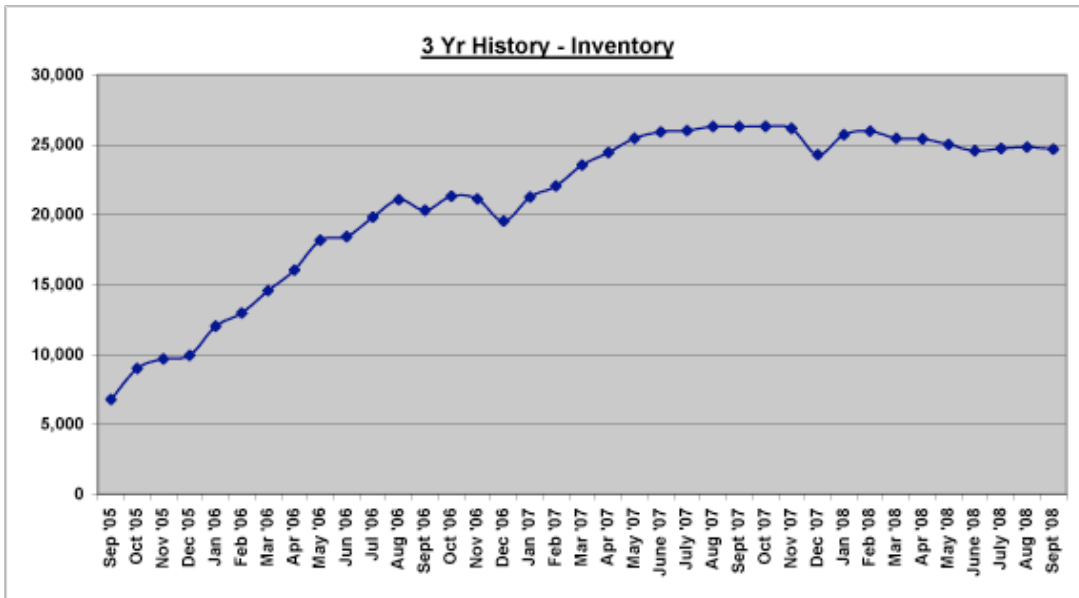
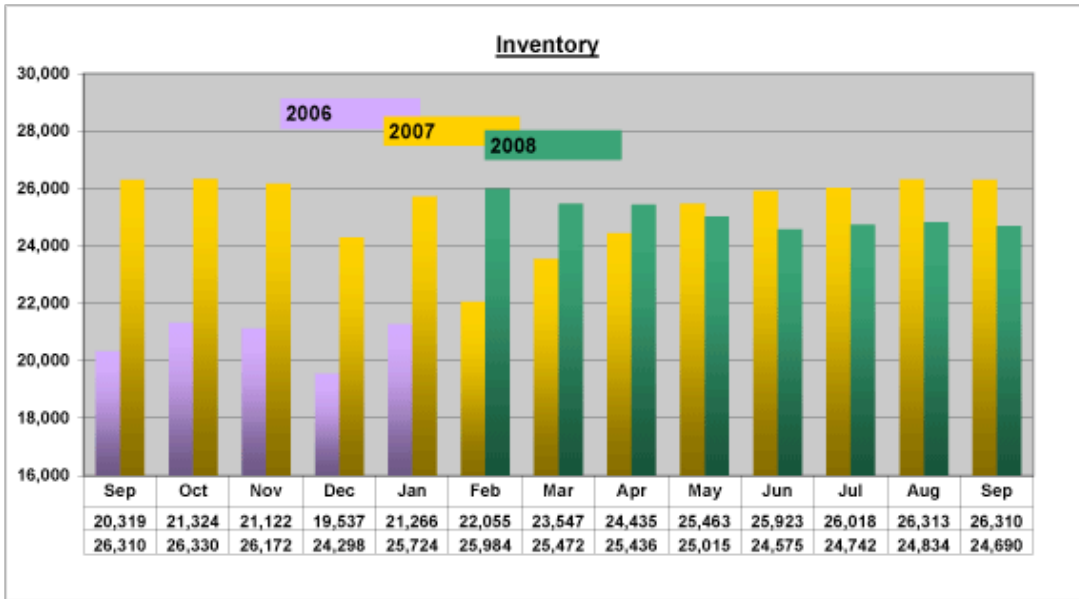
\* Monthly revised sales. Complete stats and data may be found under Housing Statistics at [orlandorealtor.com](http://orlandorealtor.com).  
Comments or suggestions? Contact [Mike Blinn](#), Statistician.

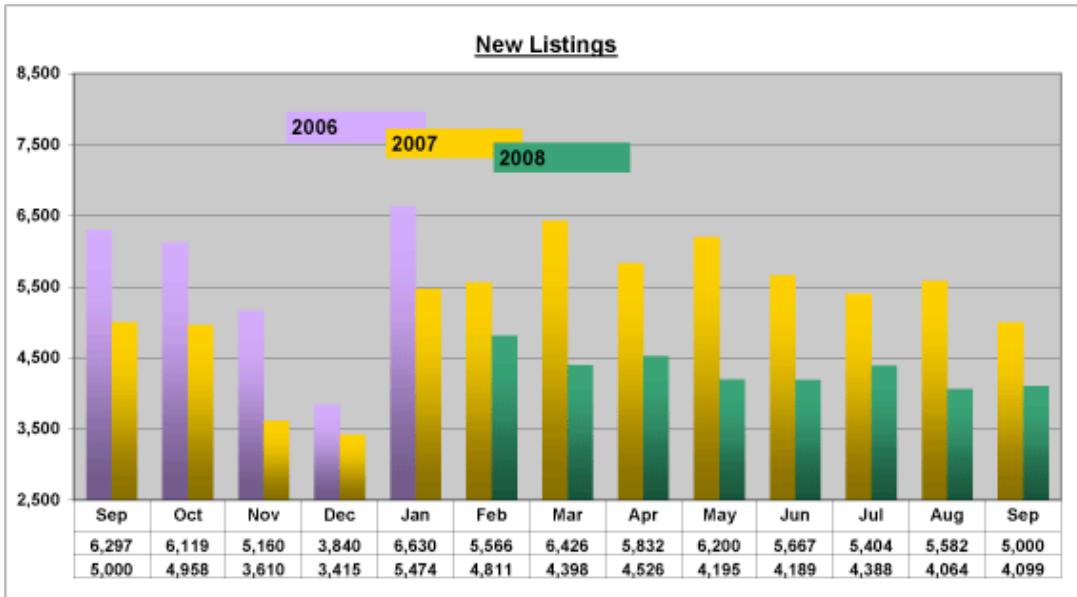
Market Pulse™ data represents all listings taken or sold by ORRA brokers, regardless of location and is exclusive to residential property, which includes townhomes, duplexes, single-family homes, and condos. It does not include vacant land or commercial transactions.

<b>Membership</b>	<b>9-08</b>	<b>9-07</b>
<b>ORRA</b>	10,045	12,319
<b>Affiliates</b>	275	635
<b>Applicants</b>	70	291

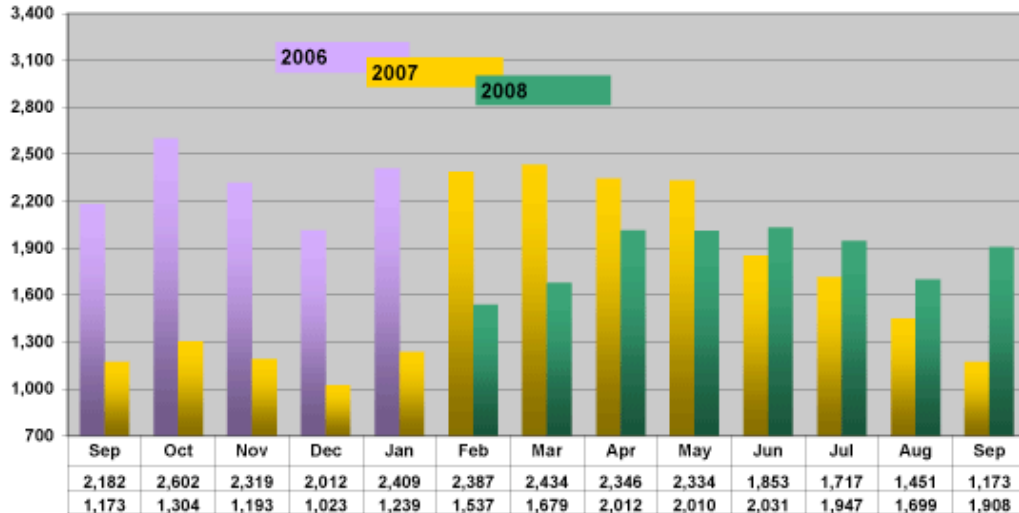
	<b>Unemployment Rate</b>	<b>Orlando MSA</b>
	<b>August 2008</b>	6.3%
	<b>August 2007</b>	4.1%



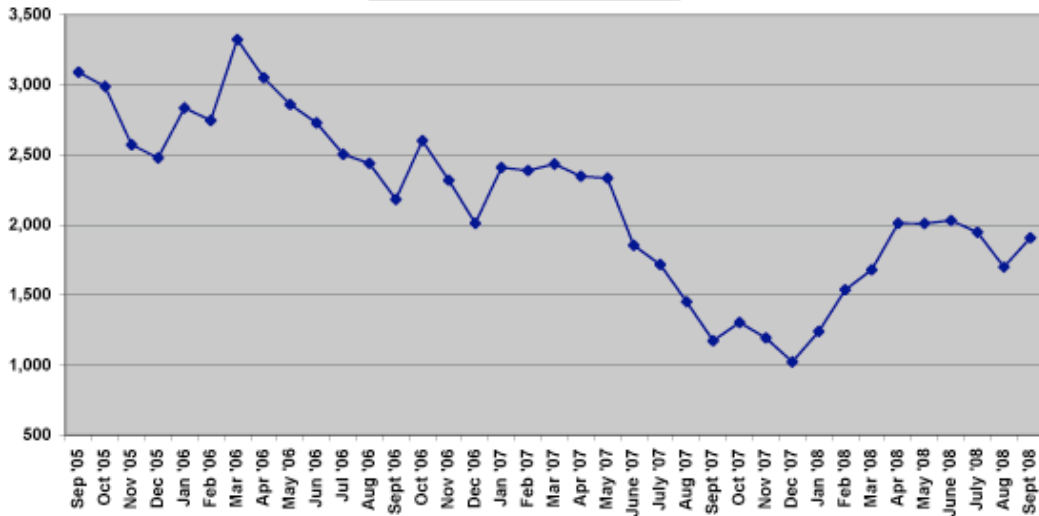




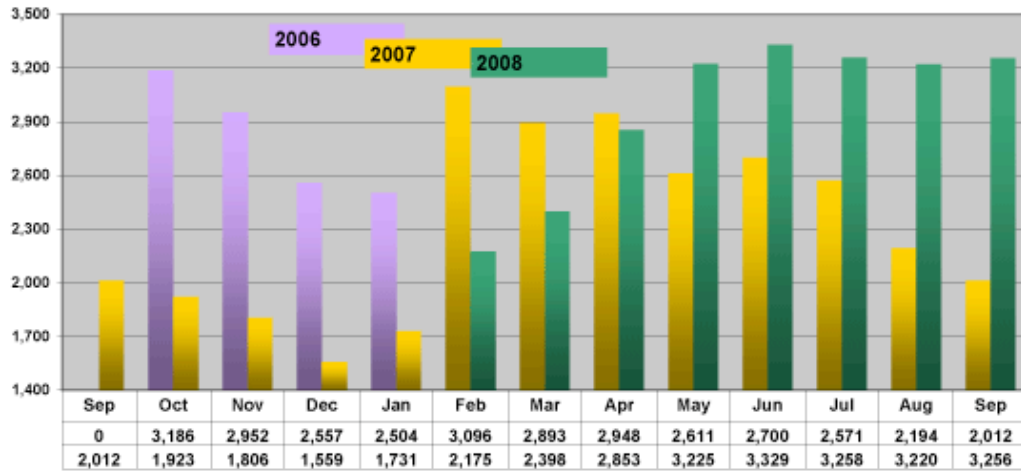
### New Contracts - Monthly



### 3 Yr History - New Contracts



### Total Under Contract



\*\* Total Under Contract was not tracked prior to Oct '06

### 3 Yr History - Monthly Total Under Contract

